2018

2018 08

IC

1

2

IC

318,045,975

10 **1** **0**

		2018 1 1 -2018 6 30

Qualcomm		Qualcomm Inc. IC
Qualcomm Atheros		Qualcomm Atheros Inc. IC
Skyworks		Skyworks Solutions Inc. IC
AVX/Kyocera AVX/		AVX/Kyocera Singapore Pte Ltd. IC
AAC/		AAC Technologies Holdings Inc.,/

3

	2017 07 18	200 A 301	913100007030349 95X	913100007030349 95X	913100007030349 95X
	2018 07 03	200 A 301	913100007030349 95X	913100007030349 95X	913100007030349 95X
	2018 07 06				
	http://www.cninfo.com.cn 2018-051				

4

	852,615,453.41	829,478,669.51	2.79%
	29,443,684.61	28,835,271.79	2.11%
	28,809,371.34	26,961,739.90	6.85%
	30,236,571.22	29,158,304.29	3.70%
/	0.10	0.10	0.00%
/	0.10	0.10	0.00%
	5.30%	5.99%	0.69
	1,504,391,447.19	1,089,840,837.64	38.04%
	759,639,525.13	499,692,159.29	52.02%

1

2

	700.00	
	1,350,000.00	30 105 135
	-604,449.09	
	111,937.64	
	0.00	
	634,313.27	--

1 ——

1 ——

1 ——

IC IC I C

IC

AVX/ IC

WiFi

WiFi BLE NFC

(836372) 5G

NB-IOT

“ ” “ ” “ ”

1

	405.88%
	10.40%
	16.28%
	48.64%
	41.04%

2

		706,746,365.04				11,776,805.15	38.02%	

IC

IC

1

IC AVX/

IC

IC

2

IC

3

IC

IC

IC

WiFi BLE NFC

IP

IC

4

IC

IC

IC

IC

IC

IC

	761,500,210.15	739,550,060.21	2.97%	
	23,527,077.98	22,138,446.98	6.27%	
	27,701,450.65	25,444,750.83	8.87%	
	8,037,484.67	6,027,422.64	33.35%	

	9,268,312.50	27.43%		
	0.00	0.00%		
	7,018,415.60	20.77%		
	1,050,000.00	3.11%		
	604,449.09	1.79%		

1

	437,978,075.48	29.11%	175,490,741.61	16.43%	12.68	
	398,352,456.33	26.48%	348,719,241.93	32.65%	6.17	
	329,587,150.27	21.91%	389,181,131.62	36.44%	14.53	
	195,691,994.92	13.01%	35,994,972.19	3.37%	9.64	
	2,863,261.58	0.19%	3,197,864.28	0.30%	0.11	
	473,502,798.42	31.47%	330,042,722.88	30.90%	0.57	

2

3

2018 6 30 152,743,469.58

1

147,483,483.00	35,158,982.05	319.48%

2

Upkeen Global Investment Limited			132,735,134.70	49.00%					6,000,000.00	6,569,718.24		2018 01 11	http://www.cninfo.com.cn 2018-005
Fast Achieve Ventures Limited			14,748,348.30	49.00%					0.00	-1,304.22		2018 01 11	http://www.cninfo.com.cn

													2018-005
	--	--	147,483,483.00	--	--	--	--	--	6,000,000.00	6,568,414.02	--	--	--

3

4

5

1

	39,956.7
	11,165.77
	28,215.85
	0
	0
	0.00%

1 2015 6 24 [2015]1361
(A)3,000 6.87
206,100,000.00 170,300,000.00
( ) (2015) 60462749_B01
170,300,000.00 2015 12 4
31006663201880000688O
2 2017 12 25 [2017]2212
(A)18,045,975 13.05
235,499,973.75 229,266,927.77
( ) (2018) 60462749_B02 2018 5 24

	2015 12 24 2018 6 22
	2018

3

6

1

2

3

1

2

10%

1

		80% 2 50% 4 3			
		3,000 1 MCU ARM 4,502.17 2 2015 9,840.00 3 12 2,687.83 17,030.00 10			

2015 6 30

10,804.55 2015 7 30

2015

1,620.00

2012

2014

1

2

3 2015

12

15% 15% 10

30%

10

15% 15% 30%

20%

4

1

80% 2

30% 30%

5

6

7

1

IPO

	;		1 3 2 3			
		IPO	3 10 30 2/3 1 20% 2 50% 6 1 3 2 10	2015 12 10	36	

			30 5	2015 12 10			
	; ; ; ; ; ;		5	2015 12 10			
	; ; ; ;		5	2015 12 10			
	;		12 [2017]9	2018 06 08	12		

	1		[2017]9 12	2018 06 08	12	

“ ”

“ ”

( )			( )	( )	( )		

2017 6 12

2017 9 14

2017

612.27

2017 9 14 0391 ¤

1

2

3

4

5

2018 1 10 2018 1 29 2018

5 36

	2018 01 11	http://www.cninfo.com.cn

1

1

2

3

2

1

	2018 04 05	99,249	2018 05 23	3,308.3		1		
	2018 04 05	99,249	2017 07 14	7,278.26		1		
	2018 04 05	99,249	2018 03 08	1,654.15		1		
	2018 04 05	99,249	2018 04 17	1,654.15		1		
	2018 04 05	99,249	2017 08 18					

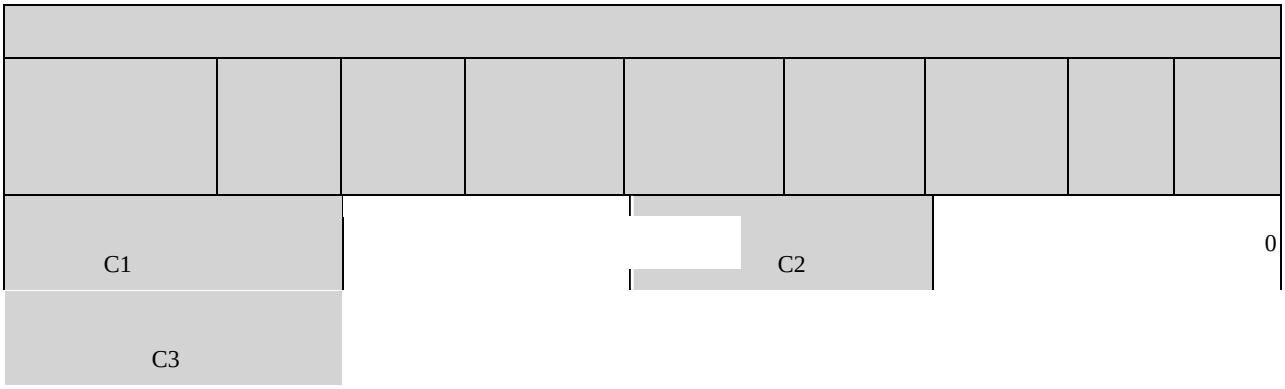
C1
C2
0
C3

	——	——

4

1 2016

1 2017 5 22 162326

30 2017 5 23

http://www.cninfo.com.cn

2017-033

2 2017 5 26 2017 5

26 http://www.cninfo.com.cn

3 2017 6 7

2017 6 7 http://www.cninfo.com.cn

4 2017 6 23

12 2018 7 31 2017 6 24

http://www.cninfo.com.cn

L W J &K£•a3 ,Y5, D áç€ -s:“ » J ˜ s Î*6 \!QMŽ çÃm ù€zpX0K± ÂËD áç€ 1yAÞ

X] -A ÅÄ K

0 1 Tf 243 0 Tj /C2_0 1 Tf 4.52 0 Td <1D38>Tj /5 <53CID 23 >>BDBDC /C2_0 1 Tf -51146.7<01C4>-40.56 -1.733 Td <0/ /743117 X] %

-5 1 Tf -0.01.42.7<01C4>-40.56 -1.733 Td <0/ /84

10 2018 5 23 3
2018 5 24
2018 5 29
http://www.cninfo.com.cn 2016 A
11 2018 6 8 18,045,975
2018 6 8 2018 6 6
http://www.cninfo.com.cn 2016 A 2018-043

12 30,000.0000 31,804.5975 30,000.0000
31,804.5975 2018 7 3
2018 7 6
http://www.cninfo.com.cn 2018-051
2016
2
100% Upkeen Global Investment Limited 51% Fast Achieve Ventures Limited51% “ ”
2018 7 17 www.cninfo.com.cn
2018-054

1 2017 11 6
20,000
40,500 100% 2017 11 7
http://www.cninfo.com.cn 2017-070
2017 11 18 N3100201700652
2018 7 13 2018 7 17
2018 101
2 2018 1 10

17,493.00 Zenith Legend Limited Upkeen Global Investment Limited49% Richlong Investment Development Limited Fast Achieve Ventures Limited49% Upstar Technology (HK) Limited24.99% 24.99% 2018 1 11
http://www.cninfo.com.cn 2018-005

1

	145,485,000	48.50%	18,045,975	0	0	0	18,045,975	163,530,975	51.42%
1	0	0.00%	0	0	0	0	0	0	0.00%

2016 A <2016 A >
<2016 A > <2016 A
>

2 2016 8 1 2016 A
2016 A <2016 A >
<2016 A > <2016 A
>

3 2016 12 7

4 2017 6 7

5 2017 6 23

6 2017 7 10 2017

7 2017 10 22

2017 10 27 2016 2017 12 5
[2017]2212
3,000 2017 11 30

18,045,975 2018 6
8

18,045,975 318,045,975 2017 12 31 2018 6
30 2017 2018 1-6

	/		/	
	2018 1-6 /2018 6 30	2017 /2017 12 31	2018 1-6 /2018 6 30	2017 /2017 12 31
	0.10	0.18	0.09	0.17
	2018 6 30	2017 12 31	2018 6 30	2017 12 31

	1.77	1.67	2.39	2.29

2018

6 30 2017 12 31

2

	0	0	6,015,325	6,015,325	12	2019 6 7

2018 6 6

http://www.cninfo.com.cn 2016 A 2018-043

	23,308	8	0
5%		10	

		30.07%	95,625,000	0	95,625,000	0		36,250,000
( )		8.88%	28,237,500	0	28,237,500	0		19,497,700
		5.90%	18,750,000	0	0	18,750,000		
		4.75%	15,097,500	0	15,097,500	0		9,925,000
		4.71%	14,985,000	0	0	14,985,000		
		4.10%	13,050,000	0	6,525,000	6,525,000		8,440,000
		2.84%	9,025,000	0	0	9,025,000		
		1.89%	6,015,325	+6,015,325	6,015,325	0		
		1.89%	6,015,325	+6,015,325	6,015,325	0		
1		1.89%	6,015,325	+6,015,325	6,015,325	0		
	( )							
10								

	18,750,000		18,750,000
	14,985,000		14,985,000
	9,025,000		9,025,000
	6,525,000		6,525,000
	4,500,000		4,500,000
	4,500,000		4,500,000
	4,230,000		4,230,000
	2,000,099		2,000,099
	1,400,000		1,400,000
	973,000		973,000

1

2018 06 30

	437,978,075.48	205,923,515.00
	95,227,080.66	185,423,623.68
	398,352,456.33	335,800,928.93
	3,781,370.43	3,022,831.37
	2,325,903.31	2,234,278.84
	28,226,042.70	47,873,116.74
	329,587,150.27	257,321,008.61

	198,017,777.31	190,706,406.76
	2,791,003.55	3,038,209.35
	5,228,778.12	6,484,689.55
	8,223,998.03	8,394,108.01
	242,001.56	
	3,548,297.64	11,003,768.60
	735,080,154.63	581,689,396.38
	6,750,141.04	5,800,811.43
	6,750,141.04	5,800,811.43
	741,830,295.67	587,490,207.81
	318,045,975.00	300,000,000.00

	243,864,723.69	32,643,770.92
	-3,903,131.07	-5,139,884.53
	19,542,983.54	19,542,983.54
	182,088,973.97	152,645,289.36
	759,639,525.13	499,692,159.29
	2,921,626.39	2,658,470.54
	762,561,151.52	502,350,629.83
	1,504,391,447.19	1,089,840,837.64

2

	396,593,819.92	141,554,998.38
	84,139,606.14	168,973,173.44
	187,935,348.94	162,762,094.26
	61,050,390.73	1,644,120.95
	2,325,903.31	2,234,278.84
	46,059,954.75	33,177,003.59
	23,416,033.38	22,524,106.02
	2,667,854.33	1,891,504.46
	804,188,911.50	534,761,279.94

	196,892,480.32	180,590,880.32
	2,819,419.21	3,191,291.78
	1,074,499.73	1,283,425.00
	4,132,116.63	4,826,354.65
	609,953.81	662,554.07
	205,528,469.70	190,554,505.82
	1,009,717,381.20	725,315,785.76
	221,563,157.19	158,508,961.48
	43,525,500.00	17,861,985.98
	41,448,032.74	

	348,284,431.26	308,521,495.21
	348,284,431.26	308,521,495.21
	318,045,975.00	300,000,000.00
	244,030,628.44	32,809,675.67
	19,542,983.54	19,542,983.54
	79,813,362.96	64,441,631.34
	661,432,949.94	416,794,290.55
	1,009,717,381.20	725,315,785.76

3

	852,615,453.41	829,478,669.51
	852,615,453.41	829,478,669.51
	828,840,420.15	795,918,732.61
	761,500,210.15	739,550,060.21
	1,055,781.10	658,041.73
	23,527,077.98	22,138,446.98
	27,701,450.65	25,444,750.83
	8,037,484.67	6,027,422.64
	7,018,415.60	2,100,010.22
“ ”		-762,025.00

“ ”	29,706,840.46	28,953,665.95
“ ”		
	29,443,684.61	28,835,271.79
	263,155.85	118,394.16
	1,236,753.46	-5,655,910.23
	1,236,753.46	-5,778,251.71
1.		
2.		
	1,236,753.46	-5,778,251.71
1.		
2.		
3.		
4.		
5.	1,236,753.46	-5,778,251.71
6.		
	0.00	122,341.48
	30,943,593.92	23,297,755.72
	30,680,438.07	23,057,020.08
	263,155.85	240,735.64
	0.10	0.10
	0.10	0.10

	0.00	0.00

4

	376,244,614.75	308,633,414.17
	314,345,212.82	254,028,168.22
	1,055,760.10	658,041.73
	15,817,208.37	12,984,682.76
	22,885,816.83	21,205,941.35
	5,339,206.11	2,816,543.91
	396,790.09	417,905.79
“ ”		-762,025.00
“ ”		
“-”	700.00	-8,635.44
	300,000.00	
“ ”	16,705,320.43	15,751,469.97
	1,050,000.00	1,220,000.00
	604,449.09	
“ ”	17,150,871.34	16,971,469.97
	1,779,139.72	1,938,392.08
“ ”	15,371,731.62	15,033,077.89
“ ”	15,371,731.62	15,033,077.89
“ ”		

1.		
2.		
1.		
2.		
3.		
4.		
5.		
6.		
	15,371,731.62	15,033,077.89

5

	936,082,000.62	894,707,598.60

	300,000.00	656,428.85
	15,100,734.30	2,610,868.14
	951,482,734.92	897,974,895.59
	851,768,626.01	810,365,496.53
	28,685,814.14	27,797,922.34
	14,359,435.57	5,112,469.70
	26,432,287.98	25,540,702.73
	921,246,163.70	868,816,591.30
	30,236,571.22	29,158,304.29
	700.00	320.00
	700.00	320.00
	442,641.42	1,102,795.81
	148,524,007.92	35,921,007.05

	148,966,649.34	37,023,802.86
	-148,965,949.34	-37,023,482.86
	229,266,927.77	
	723,463,141.27	514,608,442.36
	952,730,069.04	514,608,442.36
	594,160,570.98	472,867,816.52
	6,969,556.36	22,130,543.71
	38,332,610.33	
	639,462,737.67	494,998,360.23
	313,267,331.37	19,610,082.13
	1,768,907.23	-225,735.94
	196,306,860.48	11,519,167.62
	88,927,745.42	48,361,745.57
	285,234,605.90	59,880,913.19

6

	468,279,996.56	362,891,749.20
	300,000.00	
	14,781,812.64	1,610,733.50
	483,361,809.20	364,502,482.70
	430,615,320.06	284,306,667.68
	26,949,433.61	18,721,799.15

	14,071,194.86	4,873,869.52
	26,743,586.91	59,091,170.54
	498,379,535.44	366,993,506.89
	-15,017,726.24	-2,491,024.19
	700.00	320.00
	700.00	320.00
	408,226.11	1,085,955.81
	16,301,600.00	5,762,025.00
	16,709,826.11	6,847,980.81
	-16,709,126.11	-6,847,660.81
	229,266,927.77	
	279,887,084.58	69,241,177.74
	509,154,012.35	69,241,177.74
	216,832,888.87	31,900,000.00
	3,799,175.46	19,242,190.33
	38,332,610.33	
	258,964,674.66	51,142,190.33
	250,189,337.69	18,098,987.41
	828,636.12	

	219,291,121.46	8,760,302.41
	24,559,228.80	16,151,178.62
	243,850,350.26	24,911,481.03

7

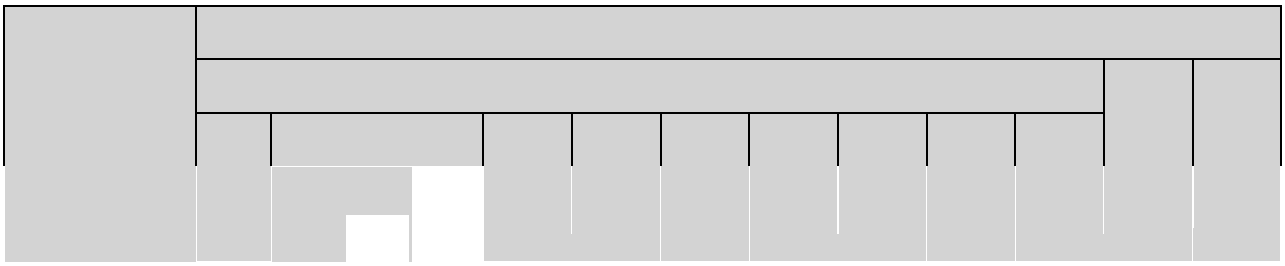

3

	120,000,000.00				212,643,770.92		7,284,275.39		15,413,341.17		120,360,135.44	2,194,448.22	477,895,971.14
“ ”	180,000,000.00				-180,000,000.00		-12,424,159.92		4,129,642.37		32,285,153.92	464,022.32	24,454,658.69
							-12,424,159.92				54,414,796.29	464,022.32	42,454,658.69
1													
2													
3													
4													
									4,129,642.37		-22,129,642.37		-18,000,000.00
1									4,129,642.37		-4,129,642.37		
2													
3											-18,000,000.00		-18,000,000.00
4													
	180,000,000.00				-180,000,000.00								
1	180,000,000.				-180,000,000.0								

	00				0								
2													
3													
4													
1													
2													
	300,000,000.00				32,643,770.92		-5,139,884.53		19,542,983.54		152,645,289.36	2,658,470.54	502,350,629.83

8

	300,000,000.00				32,809,675.67				19,542,983.54	64,441,631.34	416,794,290.55

	75.00				52.77						27.77
2											
3											
4											
1											
2											
3											
1											
2											
3											
4											
1											
2											
	318,045,975.00				244,030,628.44				19,542,983.54	79,813,362.96	661,432,949.94

	120,000,000.00				212,809,675.67				15,413,341.17	45,274,849.97	393,497,866.81

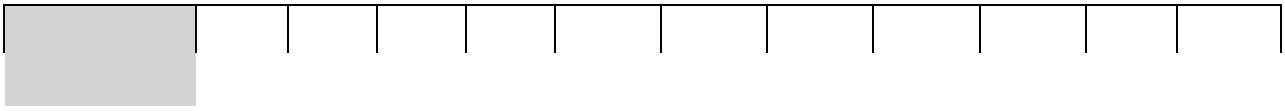

	300,000,000.00				32,809,675.67				19,542,983.54	64,441,631.34	416,794,290.55

(“ ” “ ”) 2000 10 9

310104000179859 2016 1 8

91310000703034995X A

200 A 301

( )

2018 8 28

1

—

(“ ”)

2

1

2018 6 30 2018

2

1 1 12 31

3

12

4

5

( )

(

)

( )

( )

( )

( )

6

2018 6 30

( )

7

8

9

( )

( )

( )

[ ]

( )

5	100.00%	5.00%

3

12

13

14

( )

(

)

( )

[

]

15

16

1

2

		3 -5	0%-5%	19%-33%
		5	0%-5%	19%-20%
		3 -5	0%-5%	19%-33%

3

17

18

(1)

(2)

(3)

(1)

(2)

3

19

20

21

1

5

5

2

22

23

5

3

24

1

2

3

4

25

(1)

(2)

(3)

26

27

28

29

1

( )

2

30 /

(1)

(2)

(1)

(2)

33

1

2

34

( )

1

	6% 16% 17%	6% 16% 17%
	7%	7%
	15% 16.5% 17% 25%	15% 16.5% 17% 25%
	5%	5%

1 113,290,138.58

2 7,200,000.00

3 21,825,500.00

4 9,927,830.00

5 500,000.00

2

3

4

1

	64,527,415.45	133,735,199.87
	19,612,190.69	35,134,663.57
PDC	11,087,474.52	16,553,760.24
	95,227,080.66	185,423,623.68

2

3

	12,704,105.26	40,580,157.19
	12,704,105.26	40,580,157.19

4

PDC 30

60

2018 6 30

5

1

	44,569,166.50	8,046,243.97	--	--

1			
6	358,340,228.90	0.00	0.00%
6 1	1,509,678.53	150,967.85	10.00%
1	359,849,907.44	150,967.85	0.04%
1 2	4,261,188.42	2,130,594.21	50.00%
2 3	892,749.71	892,749.71	100.00%
	365,003,845.57	3,174,311.77	0.87%

2

2,406,618.82 102,416.99

3

2018 6 30

4

		(%)			
	55,850,206.18	13.61%		6	
	38,743,125.58	9.44%		6	2,220,203.05
	25,930,767.09	6.32%		6	
	22,701,592.99	5.53%		6	
	22,080,710.43	5.38%		6	
	165,306,402.27	40.29%			2,220,203.05

5

6

2018 6 30

6

1

1	3,781,370.43	100.00%	3,022,831.37	100.00%
	3,781,370.43	--	3,022,831.37	--

1

2

		(%)		
	1,994,988.39	52.76%		1
Seiko Instruments(H.K.) Limited	1,323,287.61	34.99%		1
	347,627.66	9.19%		1
	90,873.47	2.40%		1
	24,593.30	0.65%		1

	3,781,370.43	100.00%		

7

1

	2,325,903.31	2,234,278.84
	2,325,903.31	2,234,278.84

2

8

1

( )		

2 **1**

( )				

9

1

4

	25,090,547.68	44,205,987.24
	2,764,827.74	2,622,122.52
	380,667.28	1,055,006.98
	28,236,042.70	47,883,116.74

5

Qualcomm Technologies International Ltd.		25,090,547.68	1	88.86%	
		883,515.90	2	3.13%	
		400,000.00	1-2	1.42%	
		369,304.30	2	1.31%	
		224,758.56	1	0.80%	
	--	26,968,126.44	--	95.51%	

6

2018 6 30

3

4

11

12

13

	856,439.49	803,888.70
	1,811,414.84	1,455,765.67
		794,510.17
	2,667,854.33	3,054,164.54

14

1

	1,040,524.92		1,040,524.92			

	1,040,524.92		1,040,524.92			
	1,040,524.92		1,040,524.92			

2

Fast Achieve Ventures Limited		14,748,348.30		-1,304.22						14,747,044.08	
	38,715,995.03	147,483,483.00		9,492,516.89						195,691,994.92	
	38,715,995.03	147,483,483.00		9,492,516.89						195,691,994.92	

18

1

2

3

1				
4.	6,437,755.59	946,487.58	1,674,779.01	9,059,022.18

4

5

22

23

1

2

24

25

1

1.		706,162.39		5,459,705.83	6,165,868.22
2.					
1					
2					
3					
3.					
1					
4.		706,162.39		5,459,705.83	6,165,868.22

1.		328,184.05		4,554,259.17	4,882,443.22
2.					
1		55,616.26		153,309.01	208,925.27
3.					
1					
4.		383,800.31		4,707,568.18	5,091,368.49
1.					
2.					
1					
3.					
1					
4.					
1.		322,362.08		752,137.65	1,074,499.73
2.		377,978.34		905,446.66	1,283,425.00

0.00%

2

2018 6 30 2017 12 31

	292,001.56	43,800.22	875,964.31	131,394.63
	1,624,063.18	243,609.48	1,644,333.14	246,649.97
	927,880.80	142,021.99	776,649.88	119,337.35
	206,365.78	30,954.86	150,598.37	22,589.75
	26,728.18	4,009.23	26,728.18	4,009.23
	3,855,141.40	619,128.65	3,808,575.47	612,143.76
	194,099.24	32,966.87	175,270.93	29,795.96
	7,126,280.14	1,116,491.30	7,458,120.28	1,165,920.65

2

	79,850,541.67	6,750,141.04	67,698,840.32	5,800,811.43
	79,850,541.67	6,750,141.04	67,698,840.32	5,800,811.43

3

		1,116,491.30		1,165,920.65
		6,750,141.04		5,800,811.43

4

	697,772.01	678,827.16
	697,772.01	678,827.16

5

2018

238,733,723.19	157,694,838.27
194,188,918.04	116,666,128.38
40,580,157.19	69,839,261.48
473,502,798.42	344,200,228.13

.91%-5.655%

00

33

34

	43,525,500.00	17,861,985.98
	43,525,500.00	17,861,985.98

0.00

35

1

	198,017,777.31	190,706,406.76
	198,017,777.31	190,706,406.76

2 **1**

2018 6 30 1

36

1

	2,791,003.55	3,038,209.35
	2,791,003.55	3,038,209.35

2 **1**

3

2018 6 30 1

37

1

	6,146,260.80	24,956,388.80	26,208,687.46	4,893,962.14
-	338,428.75	2,473,513.91	2,477,126.68	334,815.98
	6,484,689.55	27,429,902.71	28,685,814.14	5,228,778.12

2

1	5,825,979.44	21,660,094.34	22,899,981.36	4,586,092.42
2		1,120,535.23	1,120,535.23	0.00
3	187,743.76	1,232,999.88	1,234,878.52	185,865.12
	169,392.92	1,099,688.19	1,101,362.40	167,718.71
	6,466.74	24,790.81	24,819.00	6,438.55
	11,884.10	108,520.88	108,697.12	11,707.86
4	132,537.60	942,759.35	953,292.35	122,004.60
	6,146,260.80	24,956,388.80	26,208,687.46	4,893,962.14

3

1	321,945.39	2,391,579.02	2,395,103.67	318,420.74
2	16,483.36	81,934.89	82,023.01	16,395.24
	338,428.75	2,473,513.91	2,477,126.68	334,815.98

38

	6,108,092.23	4,966,438.22
	837,632.77	2,278,792.97
	362,052.61	356,911.81
	431,540.15	338,033.66
	308,242.97	241,452.62
	176,437.30	164,784.47
		47,694.26
	8,223,998.03	8,394,108.01

39

	242,001.56	
	242,001.56	

40

1

41

1

	143,084.25	2,817,067.20
	34,968.00	2,732,328.08
	886,892.48	1,530,197.63
	70,000.00	920,000.00
	91,099.00	91,099.00
	2,322,253.91	2,913,076.69
	3,548,297.64	

45

1

48

1

2

49

50

51

								/

52

53

		+ -					
	300,000,000.00	18,045,975.00				18,045,975.00	318,045,975.00

2015 6 24 (
[2015]1361) 3,000 1.00 6.87
3,000 206,100,000.00 A 35,800,000.00

54

1

2

55

	32,809,675.67	211,220,952.77		244,030,628.44
	-165,904.75			-165,904.75
	32,643,770.92	211,220,952.77		243,864,723.69

2018 5 24 (A)18,045,975 211,220,952.77
243,864,723.69

56

57

	-5,139,884.53	1,236,753.46			1,236,753.46	0.00	-3,903,131.07
	-5,139,884.53	1,236,753.46			1,236,753.46	0.00	-3,903,131.07

	-5,139,884.53	1,236,753.46			1,236,753.46	0.00	-3,903,131.07

58

59

	19,542,983.54			19,542,983.54
	19,542,983.54			19,542,983.54

	8,492,752.93	8,332,780.11
	13,415,867.16	11,510,165.02
	169,040.48	163,924.17
	233,458.29	270,286.43
	147,772.76	134,956.57
	1,152,621.82	1,162,736.99
	756,741.32	538,080.44
	376,025.64	266,427.71
	740,662.07	370,123.39
	717,419.15	537,912.94
	208,925.27	279,914.69
	476,797.42	1,497,464.95
	100,854.88	64,769.14
	216,915.94	170,225.89
	495,595.52	144,982.39
	27,701,450.65	25,444,750.83

65

	7,211,557.92	3,862,958.16
	1,134,139.83	751,592.55
	-1,997,180.45	587,383.60
	3,957,247.03	2,328,673.43
	8,037,484.67	6,027,422.64

66

	2,304,201.83	-84,639.10
	4,714,213.77	2,184,649.32
	7,018,415.60	2,100,010.22

67

		-762,025.00
		-762,025.00
		-762,025.00

68

	9,268,312.50	835,990.14
	9,268,312.50	835,990.14

69

	700.00	-8,635.44

70

	300,000.00	

71

	1,050,000.00	1,220,000.00	1,050,000.00
	1,050,000.00	1,220,000.00	1,050,000.00

								/
						1,050,000.00	0.00	
						0.00	1,220,000.00	
	--	--	--	--	--	1,050,000.00	1,220,000.00	--

72

	596,000.00		596,000.00
	8,449.09		8,449.09
	604,449.09		604,449.09

	8,755,900.96	4,527,082.70
	26,432,287.98	25,540,702.73

3

4

5

6

	2,584,910.33	
	35,747,700.00	
	38,332,610.33	

76

1

1	--	--
	29,706,840.46	28,953,665.95

	7,018,415.60	2,100,010.22
	775,054.44	670,342.04
	208,925.27	374,849.81
	251,905.75	688,577.80
“ ”	-700.00	-320.00
“ ”		8,955.44
“ ”		762,025.00
“ ”	8,037,484.67	4,356,279.65
“ ”	-9,268,312.50	-835,990.14
“ ”	49,429.35	103,050.94
“ ”	949,329.61	1,571,250.82
“ ”	-72,266,141.66	-59,932,479.68
“ ”	40,780,802.71	18,904,900.01
“ ”	23,993,537.52	31,433,186.43
	0.00	
	30,236,571.22	29,158,304.29
2	--	--
3	--	--
	285,234,605.90	59,880,913.19
	88,927,745.42	48,361,745.57
	196,306,860.48	11,519,167.62

2

	--
	--
	--

3

	--
	--
	--

4

	285,234,605.90	88,927,745.42
	9,980.28	5,105.04
	285,224,625.62	88,922,640.38
	285,234,605.90	88,927,745.42

77

“ ”

78

	152,743,469.58	
	152,743,469.58	--

2018 6 30 ” “ ” ——— “ ”
——1 ——— “

79

1

	--	--	64,427,482.65
	9,377,471.63	6.6166	62,046,978.79
	824,773.63	0.8431	695,366.65
	6,463,768.00	0.217723	1,407,310.96
	4,637,084.00	0.059914	277,826.25
	--	--	256,503,252.00
	38,073,203.24	6.6166	251,915,156.56
	3,819,371.98	0.8431	3,220,112.52
	1,670,641.35	0.217723	363,737.05
	16,761,456.00	0.059914	1,004,245.87
	--	--	
			155,798,814.58
	23,460,487.86	6.6166	155,228,663.97

9,516,150.00

81

1

1

2

3



2

1

2

3

2018

3

2018

4

5

2018 1 23 100% 500
2018 6 30 1

6

1

1

					80.00%	
					80.00%	
				100.00%		
				100.00%		
					100.00%	

2

3

4

5

2

1

2

3

1

				25.45%		

Upkeen Global Investment Limited				49.00%		

20% 20%

2

	/	/

3

	/		/	
		Upkeen Global Investment Limited		Upkeen Global Investment Limited
	299,983,715.86	19,759.92	336,929,319.41	34,796.24
	4,404,576.09		4,583,024.63	
	304,388,291.95	15,358,942.20	341,512,344.04	34,796.24
	164,100,413.43	109,127.00	213,377,176.34	89,475.67
	164,100,413.43	109,127.00	213,377,176.34	89,475.67
	140,287,878.52		128,135,167.70	
	121,072,438.31		116,098,265.09	
	12,131,085.38	15,339,182.28	10,167,331.04	
	21,625.44		-83,050.17	

	--	--
	14,747,044.08	
	--	--
--	-6,154.63	

5

6

7

8

4

				/

	437,978,075.48
	95,227,080.66
	398,352,456.33
	2,325,903.31
	28,226,042.70
	1,040,524.92
	963,150,083.40

2017 12 31

	205,923,515.00
	185,423,623.68
	335,800,928.93
	2,234,278.84
	47,153,116.74
	776,535,463.19

2018 6 30

2017 12 31

	344,200,228.13
	17,861,985.98
	190,706,406.76
	10,912,669.60
	563,681,290.47

2.

/

2018 6 30 13.61%(2017 12 31 14.27%) 40.29%(2017 12 31 40.02%)

2018 6 30 2017 12 31

2018 6 30			
	1	1 2	2

	398,352,456.33	394,863,151.44	1,358,710.68	2,130,594.21	-
	95,227,080.66	95,227,080.66	-	-	-
	28,226,042.70	28,226,042.70	-	-	-

2017 12 31

			1	1 2	2
	335,800,928.93	333,423,797.37	192,086.87	2,185,044.69	-
	185,423,623.68	185,423,623.68	-	-	-
	47,153,116.74	47,153,116.74	-	-	-

2018 6 30

2018 6 30

2018 6 30 100%(2017 12 31 100%) 1

2018 6 30

	3	3 1	1 5	5	
		473,502,798.42	-	-	473,502,798.42
	43,525,500.00				43,525,500.00
	198,017,777.31	-	-	-	198,017,777.31
	3,457,198.64	-	-	-	3,457,198.64
	245,000,475.95	473,502,798.42	-	-	718,503,274.37

2017 12 31

3	3 1	1 5	5	
324,400,228.13	19,800,000.00	-	-	344,200,228.13
17,861,985.9				17,861,985.9
190,706,406.76	-	-	-	190,706,406.76
10,912,669.60	-	-	-	10,912,669.60
543,881,290.47	19,800,000.00	-	-	563,681,290.47

2018 6 30 2017 12 31

2018 6 30

( )	( )
5%	(542,862.38)
5%	542,862.38
5%	422,292.37
5%	(422,292.37)

2017 12 31

	--	--	--	--
	--	--	--	--

2

3

4

5

6

7

8

9

1

			1,000	30.07%	30.07%

( )

97% 100% 100% 43.7%

2

1.

3

3.

4

( )	

5

1

/

/

2 / /

/

/	/	/	/	/	/	/

/

/

/	/	/	/	/	/	/

/

3

4

5

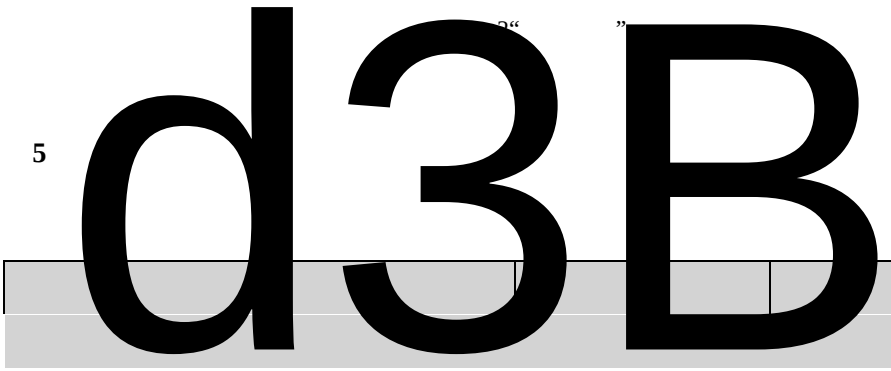

8

6

1

2

7

8

1

2

3

4

5

1

2

1

2

3

1

2

3

1

2

4

5

6

1

( )

2

3

4

	2018 1-6	2017 1-6
	346,157,839.64	383,578,905.50
	180,322,425.14	199,300,652.44

67,369,410.19	52,526,953.42
106,073,444.51	101,450,763.72
21,343,820.78	16,426,258.23
33,706,074.68	
97,642,438.47	76,195,136.20
852,615,453.41	829,478,669.51

	2018 1-6	2017 1-6
	623,963,976.41	595,465,346.77
	193,982,948.74	189,249,589.59
	12,586,774.18	16,319,357.52
	22,081,754.08	28,444,375.63
	852,615,453.41	829,478,669.51

2018	104,525,516.37	10%
2017	91,894,141.37	10%

7

8

	2018 6 30	2017 12 31
1 (1)	10,887,537.99	8,969,619.78
1 2 (2)	9,132,830.67	6,498,857.48
2 3 (3)	4,036,195.24	4,061,406.63

2

148,982.92 102,416.99

2018 6 30

3

2018 6 30

4

		(%)			
	55,850,206.18	29.54%		6	
	22,701,592.99	12.01%		6	
	22,080,710.43	11.68%		6	
	14,598,650.00	7.72%		6	
	6,424,228.50	3.40%		6	
	121,655,388.10	64.35%			

5

6

2018 6 30 (2017)

2

0.00 0.00

3

4

	30,250,500.00	30,250,500.00
	13,031,190.00	
	2,231,784.12	1,985,256.14
	556,480.63	951,247.45
	46,069,954.75	33,187,003.59

5

		30,250,500.00	1-2	65.66%	0.00
		13,031,190.00	1	28.29%	0.00
		883,515.90	2	1.92%	0.00
		400,000.00	1-2	0.87%	0.00

		224,758.56	1	0.49%	0.00
	--	44,789,964.46	--	97.22%	0.00

6

2018 6 30 2017 12 31

7

8

2018 6 30

3

	196,892,480.32		196,892,480.32	180,590,880.32		180,590,880.32
	196,892,480.32		196,892,480.32	180,590,880.32		180,590,880.32

1

	175,590,880.32	16,301,600.00		191,892,480.32		
	5,000,000.00			5,000,000.00		
	180,590,880.32	16,301,600.00		196,892,480.32		

2

3

4

	349,744,614.75	311,767,416.76	270,633,414.17	250,188,160.49
	26,500,000.00	2,577,796.06	38,000,000.00	3,840,007.73
	376,244,614.75	314,345,212.82	308,633,414.17	254,028,168.22

5 Ã ÅCt f,ú

	-604,449.09	
	111,937.64	
	0.00	
	634,313.27	--

1 ——

1 ——

2

		/	/
	5.30%	0.10	0.10
	5.59%	0.10	0.10

3

1

2

3

4

1
2
3
4